



**Version demo**

*Adobe Reader o PDF Expert  
necesarios para la reproducción de audio*

*Guitar Lovers*



*Papel de  
música*

*editado  
por*

*Thomas Schilling*

# Tabla de materias

## Pentagrama

|                 |   |
|-----------------|---|
| 9x Pentagramas  | 3 |
| 10x Pentagramas | 4 |
| 11x Pentagramas | 5 |
| 12x Pentagramas | 6 |
| 13x Pentagramas | 7 |
| 14x Pentagramas | 8 |

## Pentagrama/Tablatura

|                           |    |
|---------------------------|----|
| 5x Pentagramas/Tablaturas | 9  |
| 6x Pentagramas/Tablaturas | 10 |

## Tablatura

|                |    |
|----------------|----|
| 9x Tablaturas  | 11 |
| 10x Tablaturas | 12 |
| 11x Tablaturas | 13 |
| 12x Tablaturas | 14 |

## Esta es una versión demo

Las páginas 4 - 7, 12 - 13, 16 - 18, 21 - 30 solo se incluyen en la versión completa que está disponible en nuestra librería en línea.

## Diapasón de guitarra

|                              |    |
|------------------------------|----|
| 5x Diapasones con 12 trastes | 15 |
| 5x Diapasones con 13 trastes | 16 |
| 6x Diapasones con 12 trastes | 17 |
| 5x Diapasones con 15 trastes | 18 |
| 7x Diapasones con 15 trastes | 19 |

## Diagrama de acorde










|                                      |    |
|--------------------------------------|----|
| 5x5 Diagramas de acordes 4 trastes   | 20 |
| 5x5 Diagramas de acordes 5 trastes   | 21 |
| 5x6 Diagramas de acordes 4 trastes   | 22 |
| 5x6 Diagramas de acordes 5 trastes   | 23 |
| 6x6 Diagramas de acordes 4 trastes   | 24 |
| 6x6 Diagramas de acordes 5 trastes   | 25 |
| 7x7 Diagramas de acordes 4 trastes   | 26 |
| 7x7 Diagramas de acordes 5 trastes   | 27 |
| 8x8 Diagramas de acordes 4 trastes   | 28 |
| 8x8 Diagramas de acordes 5 trastes   | 29 |
| 10x10 Diagramas de acordes 4 trastes | 30 |
| 10x10 Diagramas de acordes 5 trastes | 31 |

## Diagrama de acorde/Pentagrama

|                                     |    |
|-------------------------------------|----|
| 4x Diagramas de acordes/Pentagramas | 32 |
| 5x Diagramas de acordes/Pentagramas | 33 |


**Otras publicaciones** 34


**Índice de páginas** 35




Para ver todos los pentagramas,  
se requiere la versión completa  
de nuestra librería en línea.

[www.guitarra6.es](http://www.guitarra6.es)







A musical staff consisting of five horizontal lines. On the left side, there is a treble clef symbol. Below the staff, the letters 'T', 'A', and 'B' are stacked vertically, indicating a guitar tablature system.




A musical staff consisting of five horizontal lines. On the left side, there is a treble clef symbol. Below the staff, the letters 'T', 'A', and 'B' are stacked vertically, indicating a guitar tablature system.




A musical staff consisting of five horizontal lines. On the left side, there is a treble clef symbol. Below the staff, the letters 'T', 'A', and 'B' are stacked vertically, indicating a guitar tablature system.




A musical staff consisting of five horizontal lines. On the left side, there is a treble clef symbol. Below the staff, the letters 'T', 'A', and 'B' are stacked vertically, indicating a guitar tablature system.




A musical staff consisting of five horizontal lines. On the left side, there is a treble clef symbol. Below the staff, the letters 'T', 'A', and 'B' are stacked vertically, indicating a guitar tablature system.




A musical staff system consisting of two staves. The top staff has a treble clef. The bottom staff has the letters 'T', 'A', and 'B' stacked vertically on the left side, indicating it is a guitar tablature staff.




A musical staff system consisting of two staves. The top staff has a treble clef. The bottom staff has the letters 'T', 'A', and 'B' stacked vertically on the left side, indicating it is a guitar tablature staff.




A musical staff system consisting of two staves. The top staff has a treble clef. The bottom staff has the letters 'T', 'A', and 'B' stacked vertically on the left side, indicating it is a guitar tablature staff.












A musical staff system consisting of two staves. The top staff has a treble clef. The bottom staff has the letters 'T', 'A', and 'B' stacked vertically on the left side, indicating it is a guitar tablature staff.



A musical staff system consisting of two staves. The top staff has a treble clef. The bottom staff has the letters 'T', 'A', and 'B' stacked vertically on the left side, indicating it is a guitar tablature staff.















A musical staff system consisting of two staves. The top staff has a treble clef. The bottom staff has the letters 'T', 'A', and 'B' stacked vertically on the left side, indicating it is a guitar tablature staff.





Para ver todas las tablaturas,  
se requiere la versión completa  
de nuestra librería en línea.

[www.guitarra6.es](http://www.guitarra6.es)



|  |  |  |  |  |  |  |  |  |  |  |  |  |
|--|--|--|--|--|--|--|--|--|--|--|--|--|
|  |  |  |  |  |  |  |  |  |  |  |  |  |
|  |  |  |  |  |  |  |  |  |  |  |  |  |
|  |  |  |  |  |  |  |  |  |  |  |  |  |
|  |  |  |  |  |  |  |  |  |  |  |  |  |

I II III IV V VI VII VIII IX X XI XII

|  |  |  |  |  |  |  |  |  |  |  |  |  |
|--|--|--|--|--|--|--|--|--|--|--|--|--|
|  |  |  |  |  |  |  |  |  |  |  |  |  |
|  |  |  |  |  |  |  |  |  |  |  |  |  |
|  |  |  |  |  |  |  |  |  |  |  |  |  |
|  |  |  |  |  |  |  |  |  |  |  |  |  |

I II III IV V VI VII VIII IX X XI XII

|  |  |  |  |  |  |  |  |  |  |  |  |  |
|--|--|--|--|--|--|--|--|--|--|--|--|--|
|  |  |  |  |  |  |  |  |  |  |  |  |  |
|  |  |  |  |  |  |  |  |  |  |  |  |  |
|  |  |  |  |  |  |  |  |  |  |  |  |  |
|  |  |  |  |  |  |  |  |  |  |  |  |  |

I II III IV V VI VII VIII IX X XI XII

|  |  |  |  |  |  |  |  |  |  |  |  |  |
|--|--|--|--|--|--|--|--|--|--|--|--|--|
|  |  |  |  |  |  |  |  |  |  |  |  |  |
|  |  |  |  |  |  |  |  |  |  |  |  |  |
|  |  |  |  |  |  |  |  |  |  |  |  |  |
|  |  |  |  |  |  |  |  |  |  |  |  |  |

I II III IV V VI VII VIII IX X XI XII

|  |  |  |  |  |  |  |  |  |  |  |  |  |
|--|--|--|--|--|--|--|--|--|--|--|--|--|
|  |  |  |  |  |  |  |  |  |  |  |  |  |
|  |  |  |  |  |  |  |  |  |  |  |  |  |
|  |  |  |  |  |  |  |  |  |  |  |  |  |
|  |  |  |  |  |  |  |  |  |  |  |  |  |

I II III IV V VI VII VIII IX X XI XII

Para ver todas las diapasones,  
se requiere la versión completa  
de nuestra librería en línea.

[www.guitarra6.es](http://www.guitarra6.es)

|  |  |  |  |  |  |  |  |  |  |  |  |  |  |  |  |
|--|--|--|--|--|--|--|--|--|--|--|--|--|--|--|--|
|  |  |  |  |  |  |  |  |  |  |  |  |  |  |  |  |
|  |  |  |  |  |  |  |  |  |  |  |  |  |  |  |  |
|  |  |  |  |  |  |  |  |  |  |  |  |  |  |  |  |

I II III IV V VI VII VIII IX X XI XII XIII XIV XV

|  |  |  |  |  |  |  |  |  |  |  |  |  |  |  |  |
|--|--|--|--|--|--|--|--|--|--|--|--|--|--|--|--|
|  |  |  |  |  |  |  |  |  |  |  |  |  |  |  |  |
|  |  |  |  |  |  |  |  |  |  |  |  |  |  |  |  |
|  |  |  |  |  |  |  |  |  |  |  |  |  |  |  |  |

I II III IV V VI VII VIII IX X XI XII XIII XIV XV

|  |  |  |  |  |  |  |  |  |  |  |  |  |  |  |  |
|--|--|--|--|--|--|--|--|--|--|--|--|--|--|--|--|
|  |  |  |  |  |  |  |  |  |  |  |  |  |  |  |  |
|  |  |  |  |  |  |  |  |  |  |  |  |  |  |  |  |
|  |  |  |  |  |  |  |  |  |  |  |  |  |  |  |  |

I II III IV V VI VII VIII IX X XI XII XIII XIV XV

|  |  |  |  |  |  |  |  |  |  |  |  |  |  |  |  |
|--|--|--|--|--|--|--|--|--|--|--|--|--|--|--|--|
|  |  |  |  |  |  |  |  |  |  |  |  |  |  |  |  |
|  |  |  |  |  |  |  |  |  |  |  |  |  |  |  |  |
|  |  |  |  |  |  |  |  |  |  |  |  |  |  |  |  |

I II III IV V VI VII VIII IX X XI XII XIII XIV XV

|  |  |  |  |  |  |  |  |  |  |  |  |  |  |  |  |
|--|--|--|--|--|--|--|--|--|--|--|--|--|--|--|--|
|  |  |  |  |  |  |  |  |  |  |  |  |  |  |  |  |
|  |  |  |  |  |  |  |  |  |  |  |  |  |  |  |  |
|  |  |  |  |  |  |  |  |  |  |  |  |  |  |  |  |

I II III IV V VI VII VIII IX X XI XII XIII XIV XV

|  |  |  |  |  |  |  |  |  |  |  |  |  |  |  |  |
|--|--|--|--|--|--|--|--|--|--|--|--|--|--|--|--|
|  |  |  |  |  |  |  |  |  |  |  |  |  |  |  |  |
|  |  |  |  |  |  |  |  |  |  |  |  |  |  |  |  |
|  |  |  |  |  |  |  |  |  |  |  |  |  |  |  |  |

I II III IV V VI VII VIII IX X XI XII XIII XIV XV


|  |  |  |  |  |  |  |  |  |  |  |  |  |  |  |  |
|--|--|--|--|--|--|--|--|--|--|--|--|--|--|--|--|
|  |  |  |  |  |  |  |  |  |  |  |  |  |  |  |  |
|  |  |  |  |  |  |  |  |  |  |  |  |  |  |  |  |
|  |  |  |  |  |  |  |  |  |  |  |  |  |  |  |  |

I II III IV V VI VII VIII IX X XI XII XIII XIV XV


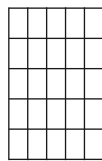








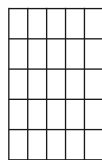









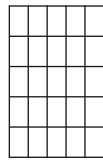
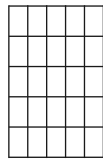
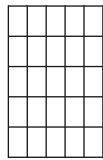
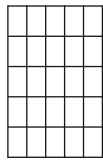














































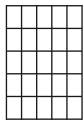












**Para ver todas las diagramas de accordes,  
se requiere la versión completa de nuestra  
librería en línea.**

**[www.guitarra6.es](http://www.guitarra6.es)**









# Otras publicaciones

También disponible de [www.guitarra6.es](http://www.guitarra6.es)

|                                      |  |
|--------------------------------------|--|
| Guitar Lovers Manual                 | Acordes, escalas, arpeggios                                  |
| Guitar Lovers Estudios               | Teoría, afinaciones, ejercicios                              |
| Guitar Lovers Diccionario de acordes | Colección de acordes transponibles                           |
| Guitar Lovers Licks/Riffs            | Licks pentatónicos, frases modales                           |
| Guitar Lovers Backing Tracks         | Pistas de acompañamiento                                     |
| Guitar Lovers Transcripciones        | Colecciones de canciones en formato PDF con sonido integrado |

Haga clic aquí para visitar nuestra tienda en línea y obtener más información

# Índice de páginas

|          |                                     |           |                                      |
|----------|-------------------------------------|-----------|--------------------------------------|
| <b>1</b> | <b>Papel de música</b>              | 20        | Diagramas de acordes 4 trastes 5x5   |
| 2        | Tabla de materias                   | 21        | Diagramas de acordes 5 trastes 5x5   |
| 3        | Pentagramas 9x                      | 22        | Diagramas de acordes 4 trastes 5x6   |
| 4        | Pentagramas 10x                     | 23        | Diagramas de acordes 5 trastes 5x6   |
| 5        | Pentagramas 11x                     | 24        | Diagramas de acordes 4 trastes 6x6   |
| 6        | Pentagramas 12x                     | 25        | Diagramas de acordes 5 trastes 6x6   |
| 7        | Pentagramas 13x                     | 26        | Diagramas de acordes 4 trastes 7x7   |
| 8        | Pentagramas 14x                     | 27        | Diagramas de acordes 5 trastes 7x7   |
| 9        | Pentagramas/Tablaturas 5x           | 28        | Diagramas de acordes 4 trastes 8x8   |
| 10       | Pentagramas/Tablaturas 6x           | 29        | Diagramas de acordes 5 trastes 8x8   |
| 11       | Tablaturas 9x                       | 30        | Diagramas de acordes 4 trastes 10x10 |
| 12       | Tablaturas 10x                      | 31        | Diagramas de acordes 5 trastes 10x10 |
| 13       | Tablaturas 11x                      | 32        | Diagramas de acordes/Pentagramas 4x  |
| 14       | Tablaturas 12x                      | 33        | Diagramas de acordes/Pentagramas 5x  |
| 15       | Diapasón de guitarra 5 x 12 trastes | <b>34</b> | <b>Otras publicaciones</b>           |
| 16       | Diapasón de guitarra 5 x 13 trastes | 35        | Índice de páginas                    |
| 17       | Diapasón de guitarra 6 x 12 trastes |           |                                      |
| 18       | Diapasón de guitarra 5 x 15 trastes |           |                                      |
| 19       | Diapasón de guitarra 7 x 15 trastes |           |                                      |

## Esta es una versión demo

Las páginas 4 - 7, 12 - 13, 16 - 18, 21 - 30 solo se incluyen en la versión completa que está disponible en nuestra librería en línea.